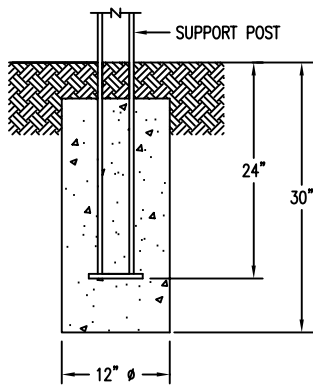
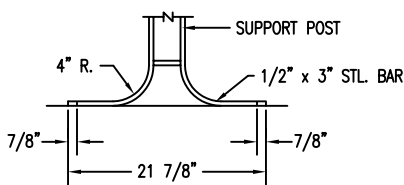
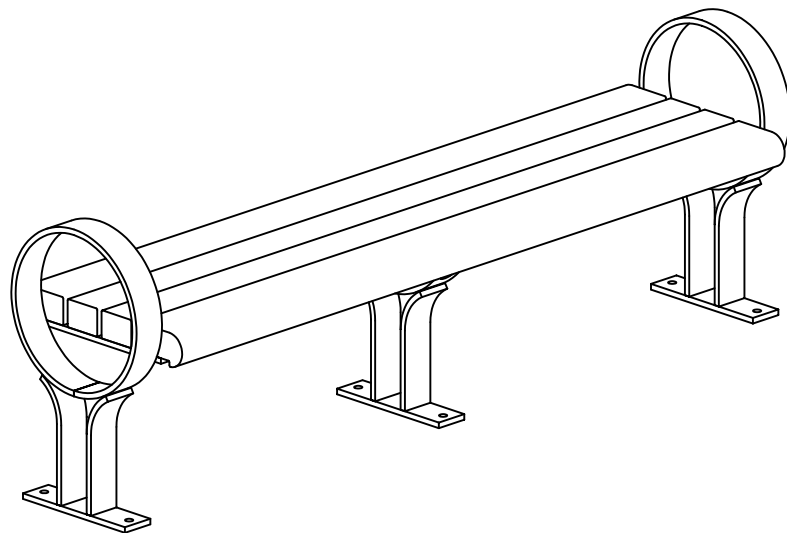


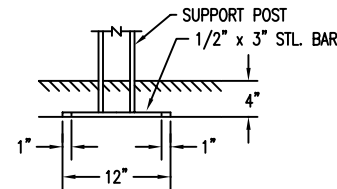
S-2 SURFACE MOUNT



S-1 EMBEDMENT



S-3 GULL WING



S-4 SUB FLOOR

LENGTH OPTIONS

- 6' BENCH
- 8' BENCH

SLAT OPTIONS

- "CEDAR" RECYCLED PLASTIC
- "GREY" RECYCLED PLASTIC
- "GREEN" RECYCLED PLASTIC
- "REDWOOD" RECYCLED PLASTIC
- "WALNUT" RECYCLED PLASTIC
- OTHER \_\_\_\_\_

NOTES

- 1.) ALL STL. MEMBERS COATED W/ ZINC RICH EPOXY THEN FINISHED W/ POLYESTER POWDER COATING.
- 2.) 1/2" X 3 3/4" EXPANSION ANCHOR BOLTS PROVIDED FOR S-2, S-3, & S-4.



**DuMor, inc.**

P.O. Box 142 Mifflintown, PA 17059-0142

SCALE : NONE

DATE DRAWN : 10/22/99

DRAWN BY : CDC

DATE REV. : 12/2/09

REV. BY : JSB

TITLE :

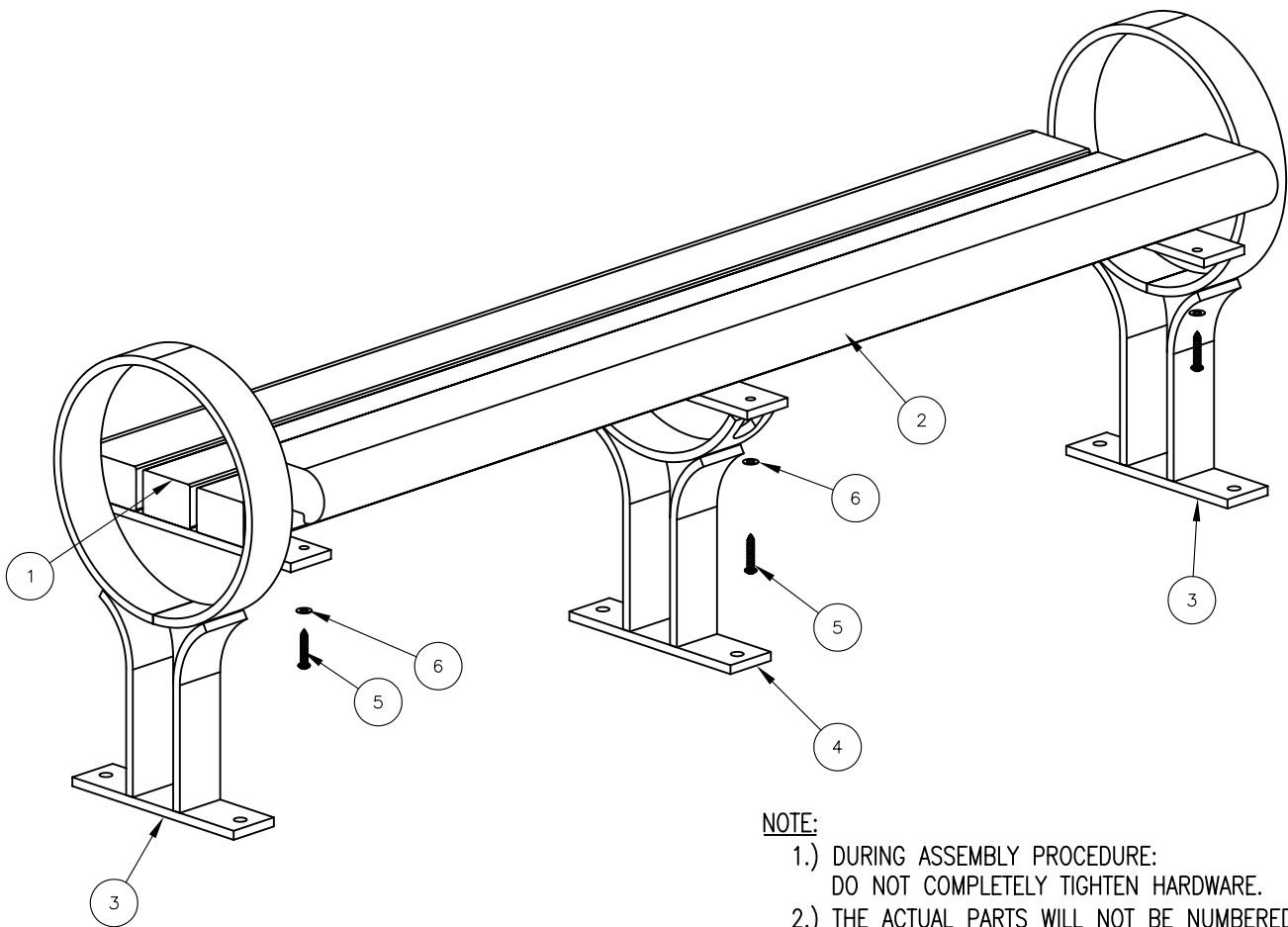
BENCH

REV. B

DRAWING NUMBER

132 SERIES PL

SHEET 1 OF 2



**NOTE:**

- 1.) DURING ASSEMBLY PROCEDURE:  
DO NOT COMPLETELY TIGHTEN HARDWARE.
- 2.) THE ACTUAL PARTS WILL NOT BE NUMBERED:  
NUMBERS ONLY APPLY TO DRAWING.
- 3.) SEE SPEC SHEET FOR MOUNTING OPTIONS.

**STEP 1:**

- USE 2 - PCS. END SUPPORT FOR SURFACE MOUNT ( 3 )
- 2 - PCS. 3" X 4" X 71" INT'R SLAT ( 1 )
- 2 - PCS. 71" PLASTIC EDGE SLAT ( 2 )
- 8 - PCS. 3/8" X 2" SS. BTN. SKT. HD. LAG SCR. ( 5 )
- 8 - PCS. 3/8" SS. FLAT WASHER ( 6 )

ATTACH SLATS ( 1 & 2 ) TO END SUPPORT FOR SURFACE MOUNT ( 3 ) USING HARDWARE ( 5 & 6 ). TIGHTEN TO SNUG FIT. REPEAT UNTIL ALL SLATS ARE ATTACHED.

**STEP 2:**

- USE 1 - PC. CENTER SUPPORT FOR SURFACE MOUNT ( 4 )
- 4 - PCS. 3/8" X 2" SS. BTN. SKT. HD. LAG. SCR. ( 5 )
- 4 - PCS. 3/8" SS. FLAT WASHER ( 6 ).

ATTACH CENTER SUPPORT FOR SURFACE MOUNT ( 4 ) TO STEP 1 ASSEMBLY USING HARDWARE ( 5 & 6 ). TIGHTEN TO SNUG FIT.

**STEP 3:**

UPON COMPLETION OF BENCH ASSEMBLY SQUARE ALL COMPONENTS THEN TIGHTEN ALL HARDWARE.

**STEP 4:**

ANCHOR ACCORDING TO SUPPORT OPTION USED.

| ITEM | QTY | PART NO       | DESCRIPTION                         |
|------|-----|---------------|-------------------------------------|
| 1    | 2   | 0-131-60PL-01 | 3" X 4" X 71" INT'R SLAT            |
| 2    | 2   | 0-131-60PL-02 | 71" PLASTIC EDGE SLAT               |
| 3    | 2   | 0-132-01/S-2  | END SUPPORT FRAME FOR SURFACE MOUNT |
| 4    | 1   | 0-132-02/S-2  | CENTER SUPPORT FOR SURFACE MOUNT    |
| 5    | 12  | 1-13-016      | 3/8" X 2" SS BTN SKT HD LAG SCR     |
| 6    | 12  | 1-22-024      | 3/8" SS FLAT WASHER                 |

**DuMor, inc.**  
P.O. Box 142 Mifflintown, PA 17059-0142

SCALE : NONE  
DATE DRAWN : 10/22/99  
DRAWN BY : CDC  
DATE REV. : 12/2/09  
REV. BY: JSB

TITLE : BENCH ASSEMBLY  
REV. B  
DRAWING NUMBER 132 SERIES PL  
SHEET 2 OF 2