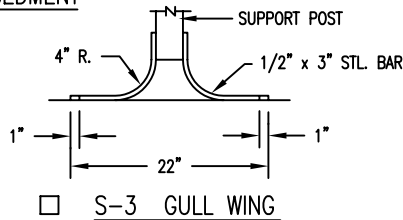
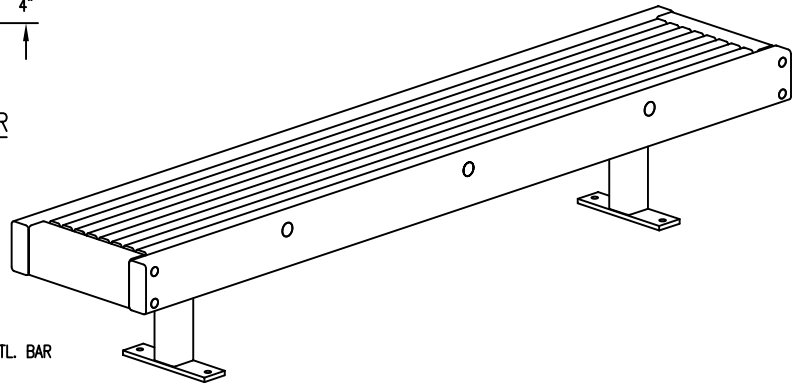


S-2 SURFACE



NOTES

- 1.) ALL STL. MEMBERS COATED W/ ZINC RICH EPOXY THEN FINISHED W/ POLYESTER POWDER COATING.
- 2.) ALL WOOD MEMBERS TREATED W/ CLEAR PRESERVATIVE.
- 3.) SEAT PORTION SHIPPED FULLY ASSEMBLED.
- 4.) 1/2" X 3 3/4" EXPANSION ANCHOR BOLTS PROVIDED FOR S-2, S-3 & S-4 OPTIONS.

WOOD OPTIONS

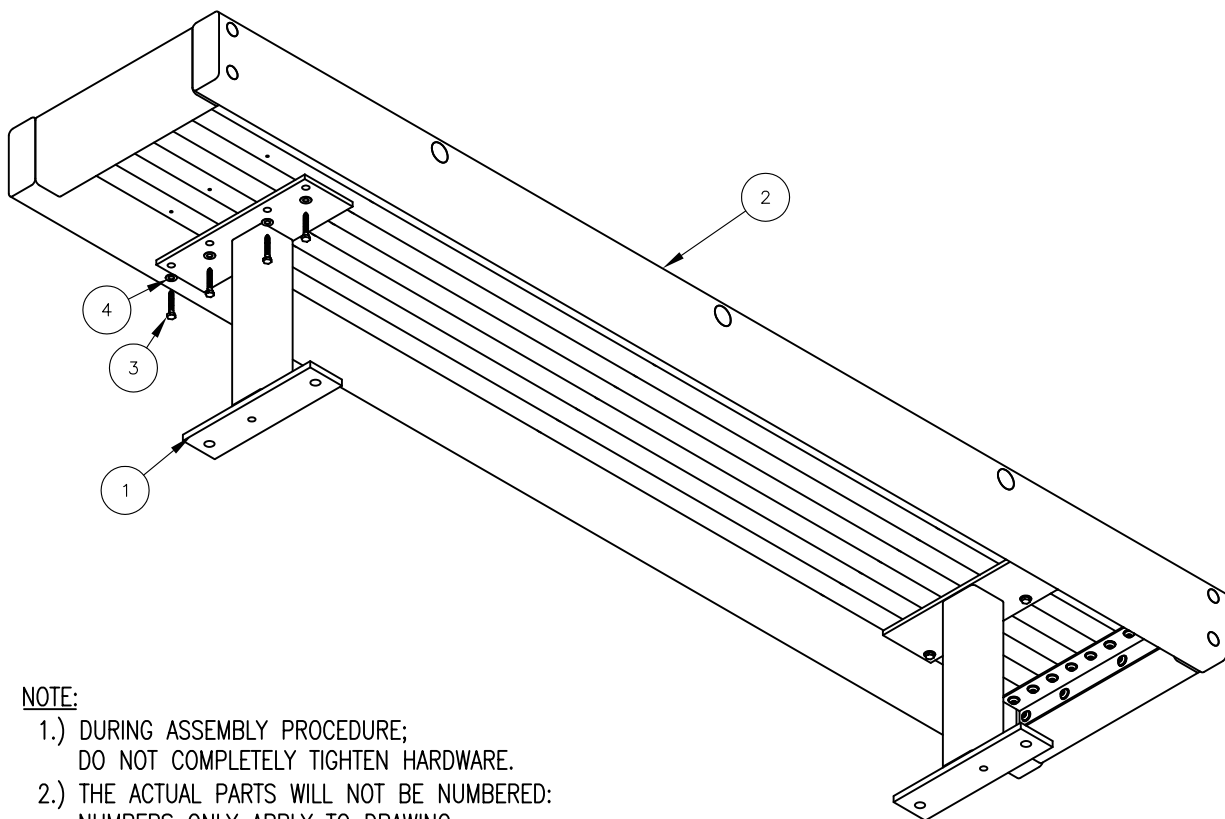
- CLEAR ALL HEART REDWOOD S4S EE
- 'C' & BTR. DOUGLAS FIR KD S4S EE
- OTHER _____

DuMor, inc.
P.O. Box 142 Mifflintown, PA 17059-0142

SCALE : NONE
DATE DRAWN : 11/16/01
DRAWN BY : JSB
DATE REV. : 12/15/08
REV. BY : ESS

TITLE : BENCH
REV. B
DRAWING NUMBER 37-80

SHEET 1 OF 2



NOTE:

- 1.) DURING ASSEMBLY PROCEDURE;
DO NOT COMPLETELY TIGHTEN HARDWARE.
- 2.) THE ACTUAL PARTS WILL NOT BE NUMBERED:
NUMBERS ONLY APPLY TO DRAWING.
- 3.) SEE SPEC. SHEET 1 FOR MOUNTING OPTIONS.

STEP 1:

USE 2 - PC. SUPPORT FOR SURFACE MOUNT (1)
 1 - PC. SEAT ASSEMBLY (2)
 8 - PCS. 5/16" X 2" SS. HEX LAG (3)
 8 - PCS. 5/16" SS. FLAT WASHER (4)
 ATTACH SUPPORTS FOR SURFACE MOUNT (1) TO SEAT ASSEMBLY
 (2) USING HARDWARE (3 & 4). TIGHTEN TO SNUG FIT.

STEP 2:

UPON COMPLETION OF BENCH ASSEMBLY SQUARE ALL
 COMPONENTS THEN TIGHTEN ALL HARDWARE.

STEP 3:

ANCHOR ACCORDING TO SUPPORT OPTION USED.

ITEM	QTY	PART NO	DESCRIPTION
1	2	0-37-00-02/S-2	SUPPORT FOR SURFACE MOUNT
2	1	0-37-80-01	8' SEAT ASSEMBLY
3	8	1-13-038	5/16" X 2" SS HEX HD LAG SCR
4	8	1-22-017	5/16" SS FLAT WASHER

DuMor, inc.
 P.O. Box 142 Mifflintown, PA 17059-0142

SCALE : NONE
 DATE DRAWN : 11/16/01
 DRAWN BY : JSB
 DATE REV. : 12/15/08
 REV. BY : ESS

TITLE : BENCH ASSEMBLY		REV. : B	DRAWING NUMBER 37-80	SHEET 2 OF 2
----------------------------------	--	--------------------	--------------------------------	------------------------