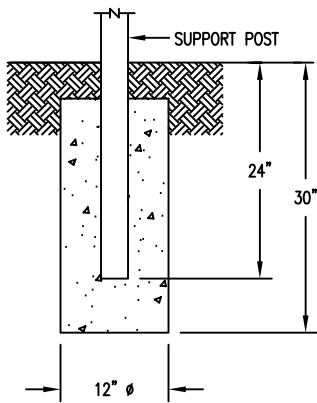
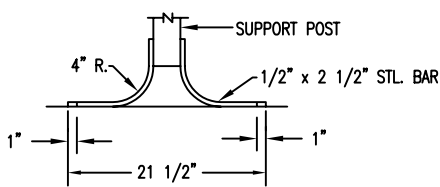
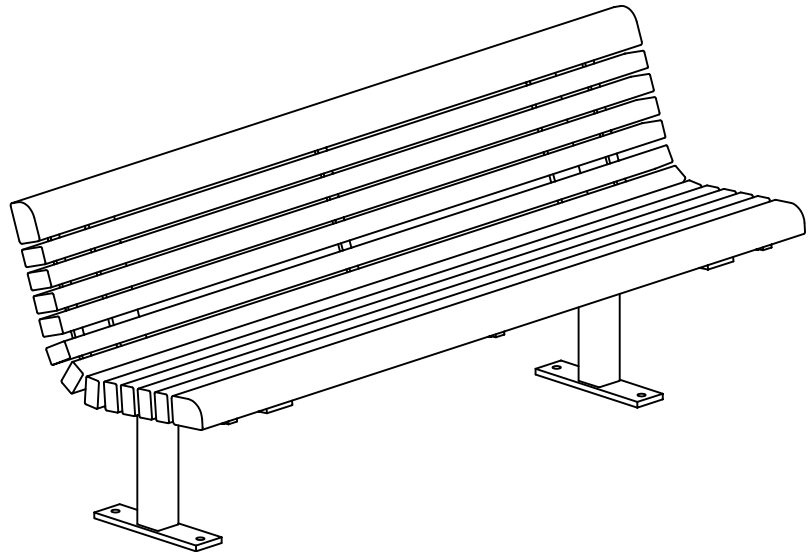


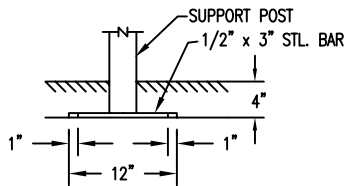
S-2 SURFACE



S-1 EMBEDMENT



S-3 GULL WING



S-4 SUB FLOOR

LENGTH OPTIONS

- 6' BENCH
- 8' BENCH

NOTES

- 1.) ALL STL. MEMBERS COATED W/ ZINC RICH EPOXY THEN FINISHED W/ POLYESTER POWDER COATING.
- 2.) ALL WOOD MEMBERS TREATED W/ CLEAR PRESERVATIVE.
- 3.) 1/2" X 3 3/4" EXPANSION BOLTS PROVIDED FOR S-2, S-3 & S-4 OPTIONS.

WOOD OPTIONS

- CLEAR ALL HEART REDWOOD S4S EE
- 'C' & BTR. DOUGLAS FIR KD S4S EE
- OTHER \_\_\_\_\_

  
**DuMor, inc.**  
 P.O. Box 142 Mifflintown, PA 17059-0142

SCALE : NONE  
 DATE DRAWN : 3/24/94  
 DRAWN BY : AH  
 DATE REV. : 12/15/08  
 REV. BY : ESS

TITLE :  
 REV. D

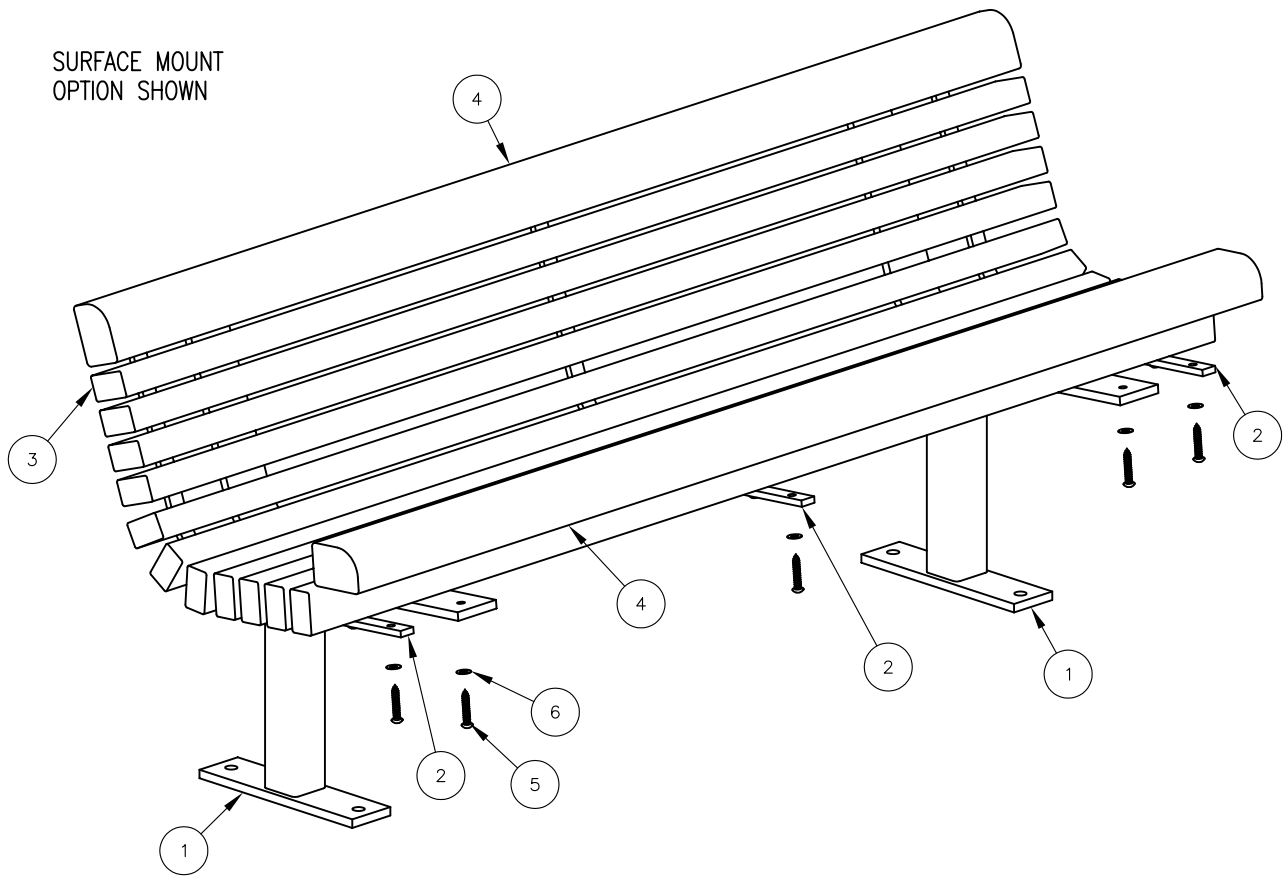
BENCH

DRAWING NUMBER

39 SERIES

SHEET 1 OF 2

SURFACE MOUNT  
OPTION SHOWN



**STEP 1:**

- USE 2 - PCS. SEAT SUPPORT FOR SURFACE MOUNT ( 1 )
- 2 - PCS. 3" X 4" X 71" WOOD EDGE SLAT ( 4 )
- 11 - PCS. 2" X 3" X 71" WOOD INT'R SLAT ( 3 )
- 26 - PCS. 3/8" X 2" SS. BTN. SKT. HD. LAG SCR. ( 5 )
- 26 - PCS. 3/8" SS. FLAT WASHER ( 6 )

ATTACH SLATS ( 3 & 4 ) TO SEAT SUPPORT FOR SURFACE MOUNT ( 1 ) USING HARDWARE ( 5 & 6 ). TIGHTEN TO SNUG FIT. REPEAT UNTIL ALL SLATS ARE ATTACHED.

**STEP 2:**

- USE 3 - PCS. CONTOUR STRAP ( 2 )
- 39 - PCS. 3/8" X 2" SS. BTN. SKT. HD. LAG SCR. ( 5 )
- 39 - PCS. 3/8" SS. FLAT WASHER ( 6 )

ATTACH CONTOUR STRAP ( 2 ) TO STEP 1 ASSEMBLY USING HARDWARE ( 5 & 6 ). TIGHTEN TO SNUG FIT.

**STEP 3:**

UPON COMPLETION OF BENCH ASSEMBLY SQUARE ALL COMPONENTS THEN TIGHTEN ALL HARDWARE.

**STEP 4:**

ANCHOR ACCORDING TO SUPPORT OPTION USED.

**NOTE:**

- 1.) DURING ASSEMBLY PROCEDURE;  
DO NOT COMPLETELY TIGHTEN HARDWARE.
- 2.) THE ACTUAL PARTS WILL NOT BE NUMBERED;  
NUMBERS ONLY APPLY TO DRAWING.
- 3.) SEE SPEC. SHEET 1 FOR MOUNTING OPTION.

ITEM	QTY	PART NO	DESCRIPTION
1	2	0-39-00-03/S-2	SUPPORT FOR SURFACE MT
2	3	0-39-00-04	CONTOUR STRAP
3	11	0-39-60-01	2" X 3" X 71" WOOD SLAT
4	2	0-39-60-02	3" X 4" X 71" WOOD EDGE SLAT
5	65	1-13-016	3/8" X 2" SS BTN SKT HD LAG SCR
6	65	1-22-024	3/8" SS FLAT WASHER



**DuMor, inc.**  
P.O. Box 142 Mifflintown, PA 17059-0142

SCALE : NONE  
DATE DRAWN : 3/24/94  
DRAWN BY : AH  
DATE REV. : 12/15/08  
REV. BY : ESS

TITLE : BENCH ASSEMBLY

REV. D	DRAWING NUMBER 39 SERIES	SHEET 2 OF 2
--------	--------------------------	--------------