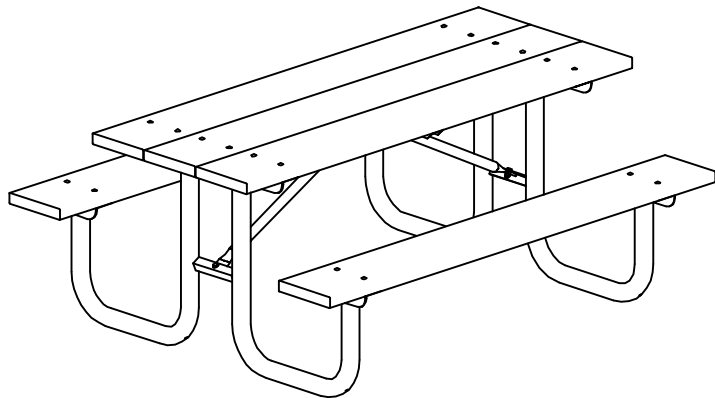


LENGTH OPTIONS

- 6' TABLE
- 8' TABLE

WOOD OPTIONS

- # 1 SOUTHERN YELLOW PINE S4S EE
- 'C' & BTR. DOUGLAS FIR KD S4S EE
- OTHER _____



FINISH OPTIONS:

- ALL STL. MEMBERS COATED W/ ZINC RICH EPOXY THEN FINISHED W/ POLYESTER POWDER COATING.
- HOT DIP GALV. AFTER FABRICATION.

NOTE:

- 1.) ALL DOUGLAS FIR WOOD MEMBERS TREATED WITH CLEAR WOOD PRESERVATIVE.



DuMor, inc.
P.O. Box 142 Mifflintown, PA 17059-0142

SCALE : NONE
DATE DRAWN : 3/22/94
DRAWN BY : AWH
DATE REV. : 10/12/01
REV. BY : JSB

TITLE : PICNIC TABLE

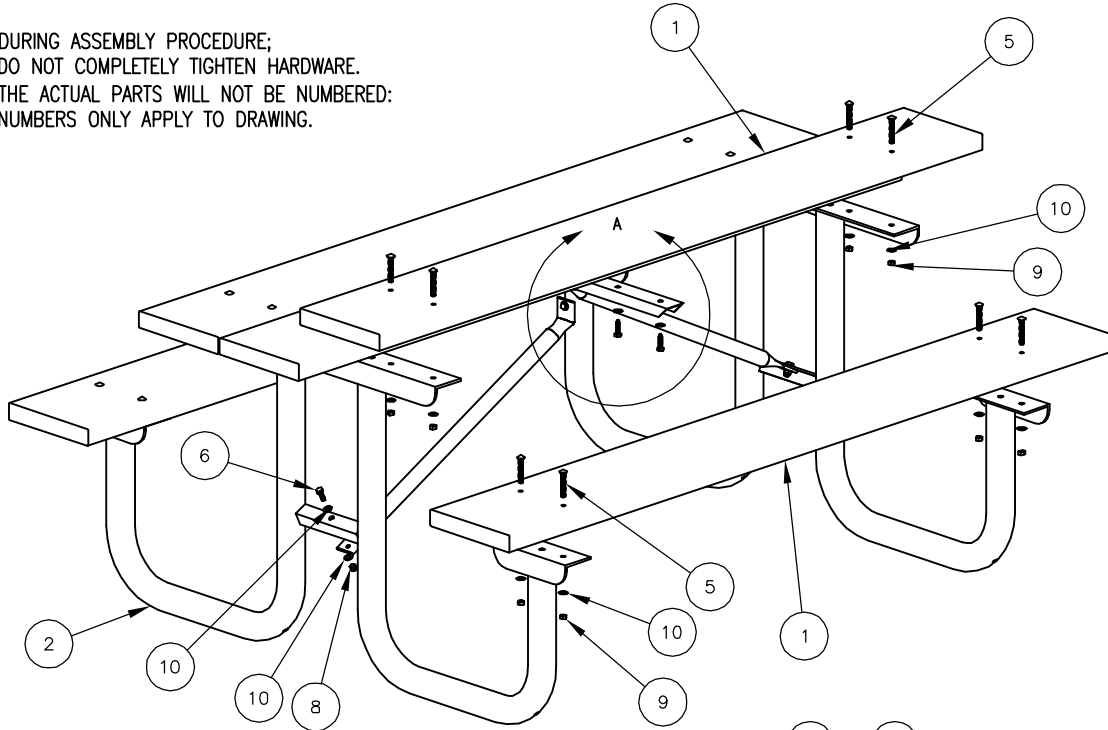
REV. E

DRAWING NUMBER 77 SERIES

SHEET 1 OF 2

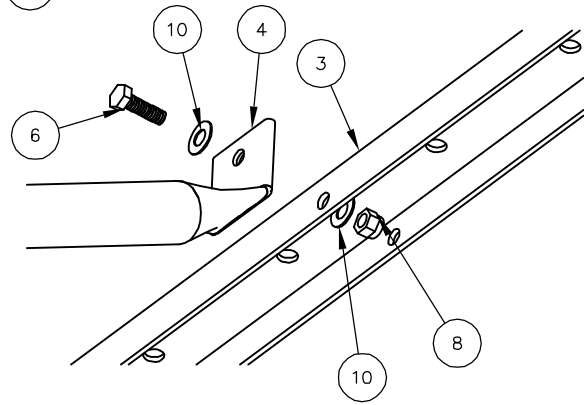
NOTE:

- 1.) DURING ASSEMBLY PROCEDURE;
DO NOT COMPLETELY TIGHTEN HARDWARE.
- 2.) THE ACTUAL PARTS WILL NOT BE NUMBERED:
NUMBERS ONLY APPLY TO DRAWING.



STEP 1:

- USE 2 - PCS. END SUPPORT FRAME (2)
 - 5 - PCS. 2" X 10" X 71" WOOD PLANK (1)
 - 20 - PCS. 5/16" X 2 1/4" SS HEX CGE. BOLT (5)
 - 20 - PCS. 5/16" SS HEX NUT (9)
 - 20 - PCS. 5/16" SS FLAT WASHER (10)
- ATTACH 2" X 10" X 71" WOOD PLANKS (1) TO END SUPPORT FRAMES (2) USING HARDWARE (5, 9, & 10). TIGHTEN TO SNUG FIT. REPEAT UNTIL ALL WOOD PLANKS ARE ATTACHED.



VIEW A

STEP 2:

- USE 1 - PC. CENTER/END CHANNEL (3)
 - 2 - PCS. DIAGONAL BRACE FOR 6' TABLE (4)
 - 2 - PCS. 5/16" X 1" SS HEX HD CAP SCREW (6)
 - 2 - PCS. 5/16" SS NYLON LOCK NUT (8)
 - 4 - PCS. 5/16" SS FLAT WASHER (10)
- ATTACH CENTER/END CHANNEL (3) TO DIAGONAL BRACE FOR 6' TABLE (4) USING HARDWARE (6, 8, & 10) AS SHOWN IN DETAIL A. TIGHTEN TO SNUG FIT.

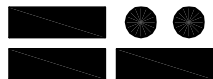
STEP 3:

- USE 2 - PCS. 5/16" X 1" SS HEX HD CAP SCREW (6)
 - 2 - PCS. 5/16" SS NYLON LOCK NUT (8)
 - 8 - PCS. 5/16" SS FLAT WASHER (10)
 - 6 - PCS. 5/16" X 1 1/4" SS HEX HD. LAG SCREW (7)
- ATTACH STEP 2 ASSEMBLY TO STEP 1 ASSEMBLY USING HARDWARE (6, 8 & 10). TIGHTEN TO SNUG FIT. SQUARE TABLE BEFORE ATTACHING CENTER/END CHANNEL (3) TO 2" X 10" X 71" TABLE TOP PLANKS (4) USING 5/16" X 1 1/4" SS. HEX HD. LAG SCR. (7) AND 5/16" SS. FLAT WASHER (10). TIGHTEN TO SNUG FIT. (NO PILOT HOLES PROVIDED FOR 5/16" X 1 1/4" SS. HEX HD. LAG SCR.)

STEP 4:

UPON COMPLETION OF TABLE ASSEMBLY TIGHTEN ALL HARDWARE.

ITEM	QTY	PART NO	DESCRIPTION
1	5	0-71-60-01	2" X 10" X 71" WOOD SLAT
2	2	0-77-00-01	END SUPPORT FRAME
3	1	0-77-00-03	CENTER/END CHANNEL
4	2	0-77-60-02	DIAGONAL BRACE FOR 6' TABLE
5	20	1-11-062	5/16" X 2 1/4" SS CGE BOLT
6	4	1-12-061	5/16" X 1" SS HEX HD CAP SCR
7	6	1-13-001	5/16" X 1 1/4" SS HEX HD LAG SCR
8	4	1-20-016	5/16" SS NYLON LOCKNUT
9	20	1-21-015	5/16" SS HEX NUT
10	34	1-22-017	5/16" SS FLAT WASHER



DuMor, inc.

P.O. Box 142 Mifflintown, PA 17059-0142

SCALE : NONE
 DATE DRAWN : 3/22/94
 DRAWN BY : AWH
 DATE REV. : 10/12/01
 REV. BY : JSB

TITLE : PICNIC TABLE ASSEMBLY

REV. E

DRAWING NUMBER

77 SERIES

SHEET 2 OF 2