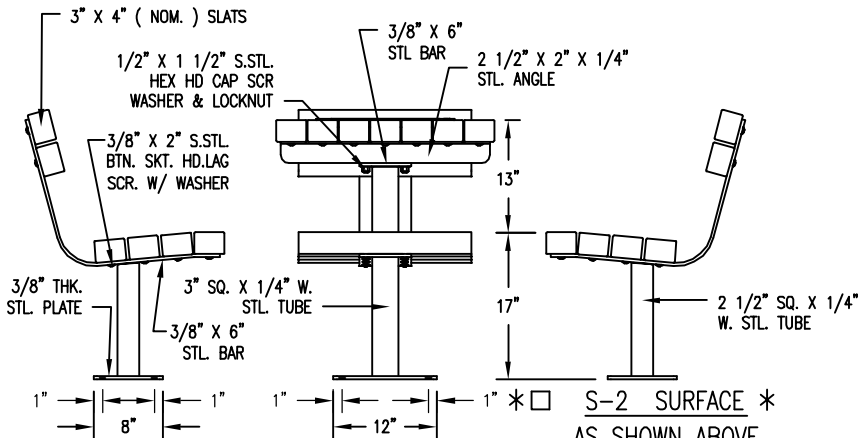
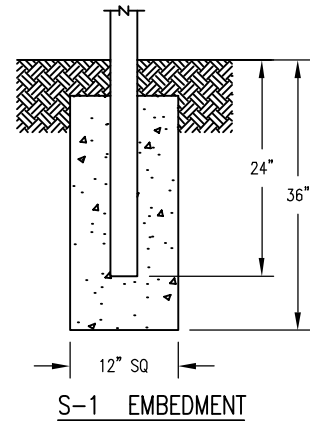
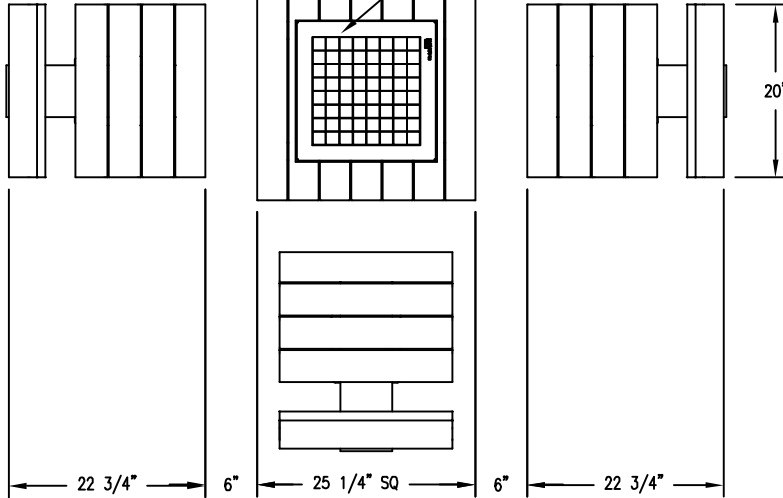


* □ S-4 SUB FLOOR *
(SEE NOTES)



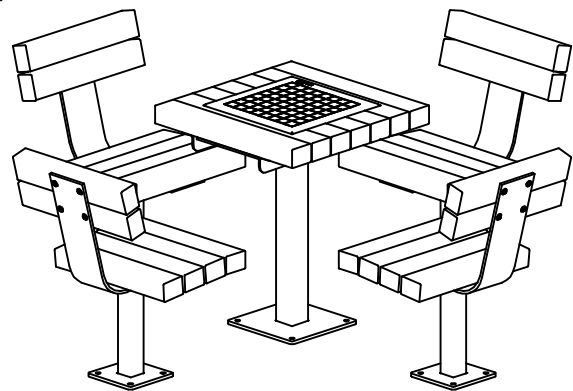
* □ S-2 SURFACE *
AS SHOWN ABOVE
(SEE NOTES)

WOOD OPTIONS

- CLEAR ALL HEART REDWOOD S4S EE
- 'C' & BTR. DOUGLAS FIR KD S4S EE
- OTHER _____

NOTES

- 1.) ALL STL. MEMBERS COATED W/ ZINC RICH EPOXY THEN FINISHED W/ POLYESTER POWDER COATING.
 - 2.) ALL WOOD MEMBERS TREATED W/ CLEAR PRESERVATIVE.
 - 3.) 1/2" X 3 3/4" EXPANSION ANCHOR BOLTS PROVIDED FOR OPTIONS S-2, AND S-4.
- * UPCHARGE APPLIES TO SUPPORT OPTION - CONSULT YOUR LOCAL REPRESENTATIVE.

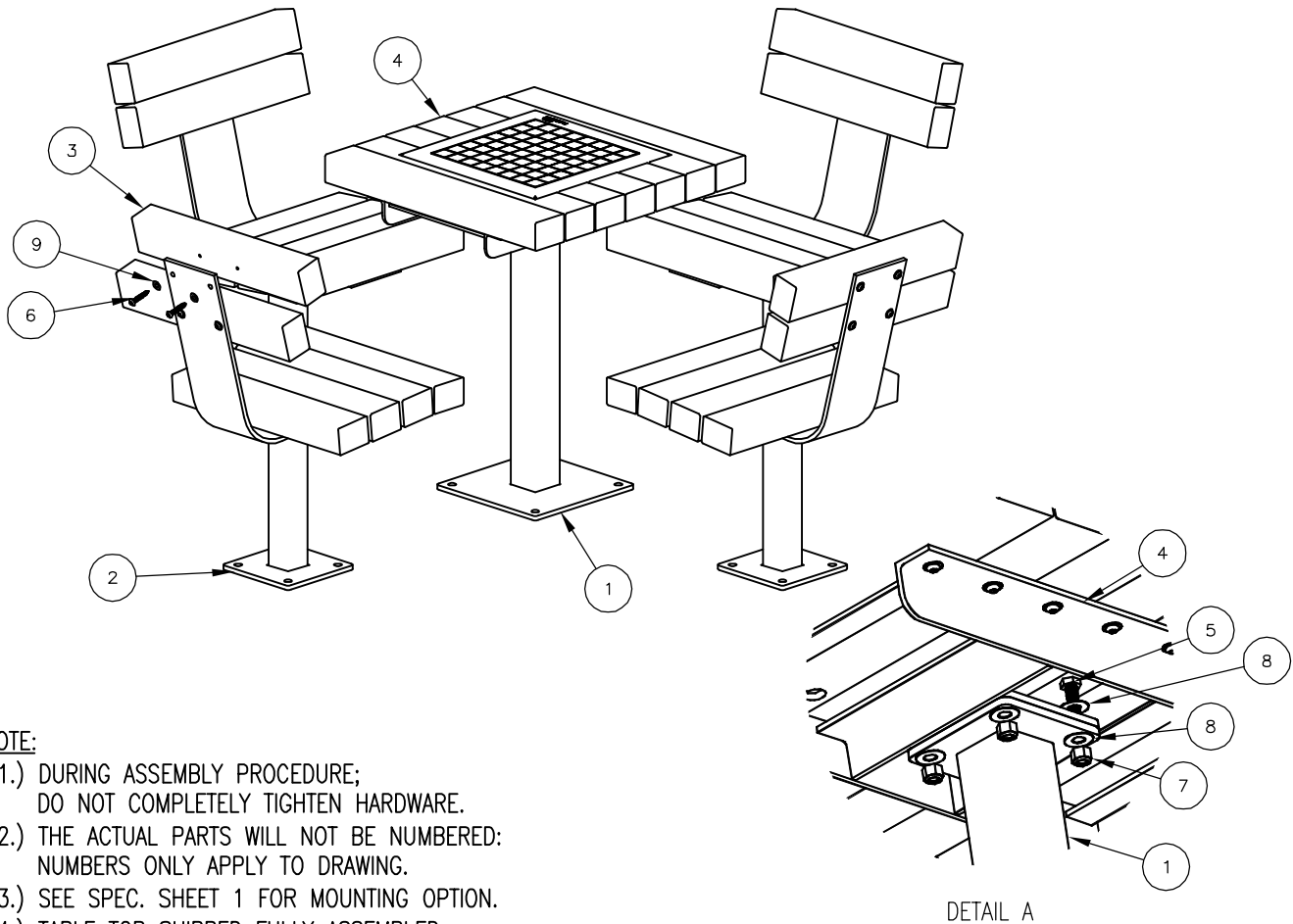


DuMor, inc.
P.O. Box 142 Mifflintown, PA 17059-0142

SCALE : NONE
DATE DRAWN : 12/10/06
DRAWN BY : JSB
DATE REV. : 01/13/11
REV. BY : RDH

TITLE : GAME TABLE
REV. D
DRAWING NUMBER 78-34

SHEET 1 OF 2



NOTE:

- 1.) DURING ASSEMBLY PROCEDURE;
DO NOT COMPLETELY TIGHTEN HARDWARE.
- 2.) THE ACTUAL PARTS WILL NOT BE NUMBERED;
NUMBERS ONLY APPLY TO DRAWING.
- 3.) SEE SPEC. SHEET 1 FOR MOUNTING OPTION.
- 4.) TABLE TOP SHIPPED FULLY ASSEMBLED.

STEP 1:

- USE 4 - PCS. SEAT SUPPORT FOR SURFACE MOUNT (2)
 - 24 - PCS. 3" X 4" X 20" SEAT SLAT (3)
 - 48 - PCS. 3/8" X 2" SS. BTN. SKT. HD. LAG SCR. (6)
 - 48 - PCS. 3/8" SS. FLAT WASHER (9)
- ATTACH 3" X 4" X 20" SEAT SLATS (3) TO SEAT SUPPORT FOR SURFACE MOUNT (2) USING HARDWARE (6 & 9). TIGHTEN TO SNUG FIT. REPEAT UNTIL ALL SLATS ARE ATTACHED.

STEP 2:

- USE 1 PC. TABLE SUPPORT FOR SURFACE MOUNT (1)
 - 1 PC. TABLE TOP ASSEMBLY W/ CHECKERBOARD (4)
 - 4 PCS. 1/2" X 1 1/2" SS HEX HD CAP SCR (5)
 - 4 PCS. 1/2" SS NYLON LOCK NUT (7)
 - 8 PCS. 1/2" SS FLAT WASHER (8)
- ATTACH TABLE TOP ASSEMBLY W/ CHECKERBOARD (4) TO TABLE SUPPORT FOR SURFACE MOUNT (1) USING HARDWARE (5, 7 & 8). TIGHTEN TO SNUG FIT.

STEP 3:

UPON COMPLETION OF SEAT & TABLE ASSEMBLY SQUARE ALL COMPONENTS THEN TIGHTEN ALL HARDWARE.

STEP 4:

MOUNT AND ANCHOR AS SPECIFIED.

ITEM	QTY	PART NO	DESCRIPTION
1	1	0-78-00-01/S-2	TABLE SUPPORT FOR SURFACE MOUNT
2	4	0-78-00-02/S-2	SEAT SUPPORT FOR SURFACE MOUNT
3	24	0-78-00-04	3" X 4" X 20" SEAT SLAT
4	1	0-78-30	TABLE TOP ASSEMBLY W/ CKRBD
5	4	1-12-004	1/2" X 1 1/2" SS HEX HD CAP SCR
6	48	1-13-016	3/8" X 2" SS BTN SKT HD LAG SCR
7	4	1-20-015	1/2" SS NYLON LOCKNUT
8	8	1-22-015	1/2" SS FLAT WASHER
9	48	1-22-024	3/8" SS FLAT WASHER



DuMor, inc.
P.O. Box 142 Mifflintown, PA 17059-0142

SCALE : NONE
DATE DRAWN : 12/10/06
DRAWN BY : JSB
DATE REV. : 01/13/11
REV. BY : RDH

TITLE : GAME TABLE ASSEMBLY
REV. D
DRAWING NUMBER 78-34
SHEET 2 OF 2