

NOTES

- 1.) ALL STL. MEMBERS COATED W/ ZINC RICH EPOXY THEN FINISHED W/ POLYESTER POWDER COATING.
 - 2.) 1/2" X 3 3/4" EXPANSION ANCHOR BOLTS PROVIDED FOR OPTIONS S-2 AND S-4.
- * UPCHARGE APPLIES TO SUPPORT OPTION, CONSULT YOUR LOCAL REPRESENTATIVE.



TABLE

DATE DRAWN : 9/3/13
DRAWN BY : JSB
DATE REV. : 00/00/00
REV. BY : XXX

REV.
A

DRAWING NUMBER

448-43GM

SHEET
1 OF 2

NOTES:

- 1.) DURING ASSEMBLY PROCEDURE;
DO NOT COMPLETELY TIGHTEN HARDWARE.
- 2.) THE ACTUAL PARTS WILL NOT BE NUMBERED.
NUMBERS ONLY APPLY TO DRAWING.
- 3.) UPON COMPLETION OF ASSEMBLY SQUARE
ALL COMPONENTS THEN TIGHTEN ALL HARDWARE.
- 4.) MOUNT AND ANCHOR AS SPECIFIED.

TOOLS REQ'D

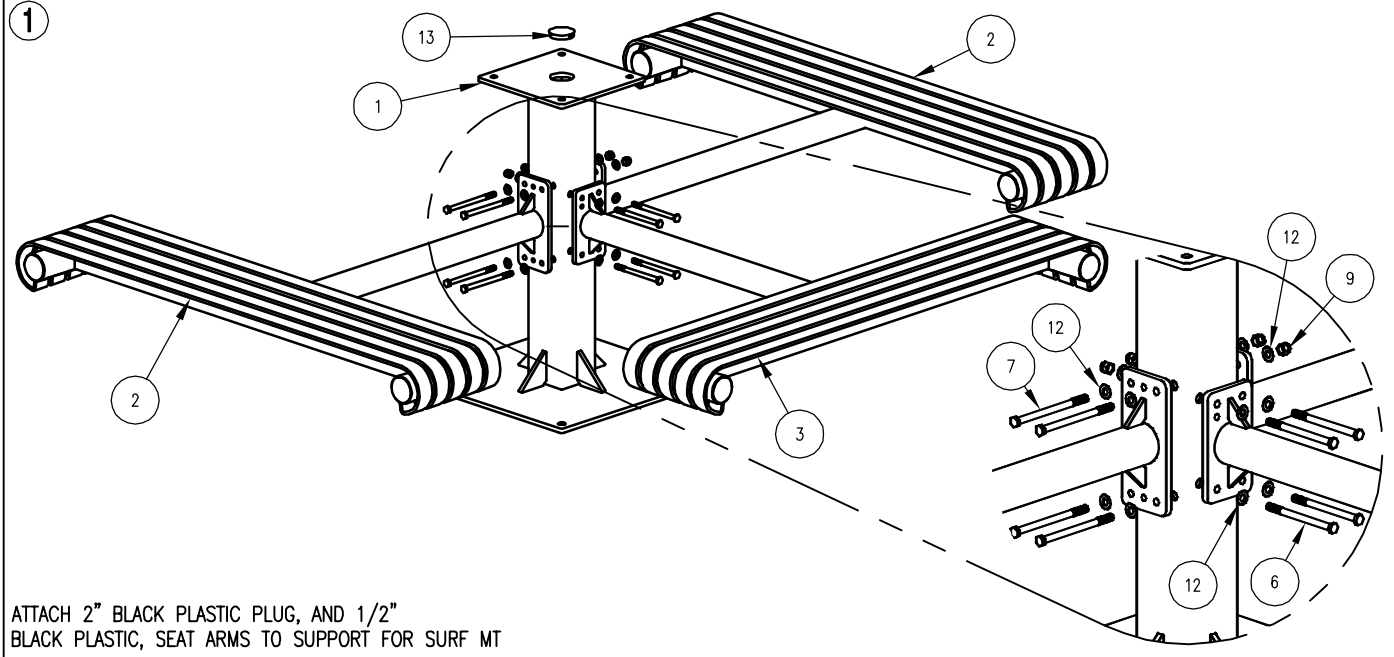
- 3/4" WRENCH
- 9/16" WRENCH
- 3/8" DRILL BIT
- 1/2" MASONRY DRILL BIT
- HAMMER
- DRILL

PARTS LIST

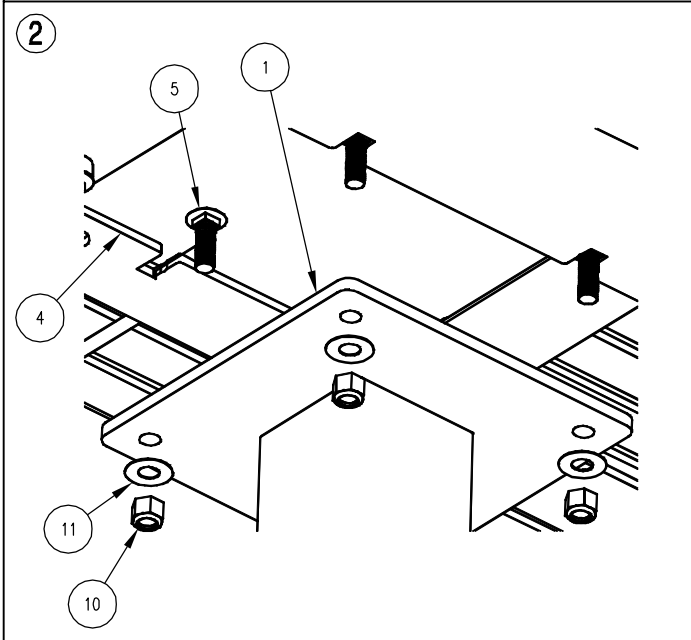
ITEM	QTY	PART NO	DESCRIPTION
1	1	0-448-00-01/S-2	SUPPORT FOR SURF MT
2	2	0-448-40-03	SEAT ARM, 47 1/2", 92 STYLE W/ 8" PLATE
3	1	0-448-40-04	SEAT ARM, 47 1/2", 92 STYLE W/ 6 1/2" PLATE
4	1	0-448-40GM	47 1/2" STL TABLE TOP, 47 1/2", 92 STYLE W/GMBD
5	4	1-11-042	1/2" X 1 1/2" SS CGE BOLT
6	4	1-12-008	3/8" X 5" SS HEX HD CAP SCR
7	4	1-12-039	3/8" X 5 1/2" SS HEX HD CAP SCR
8	6	1-14-003	3/8" X 1" S.STL. ROLL PIN
9	8	1-20-007	3/8" SS NYLON LOCKNUT
10	4	1-20-015	1/2" SS NYLON LOCKNUT
11	4	1-22-015	1/2" SS FLAT WASHER
12	16	1-22-024	3/8" SS FLAT WASHER
13	1	5-48-764	2" BLACK PLASTIC PLUG

KITS PROVIDED

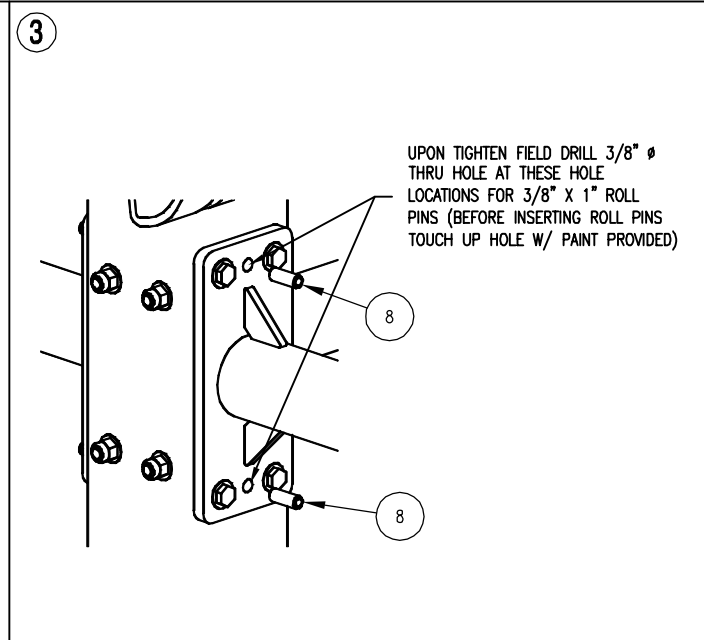
ITEM	QTY	PART NO	DESCRIPTION
14	1	K-ANC0860-4	1/2" X 3 3/4" SS ANCHOR KIT (4PC)
15	1	K-CG0824-4L	1/2" CGE BOLT HARDWARE KIT (4)
16	1	K-HC0680-4	3/8" CAP HARDWARE KIT (4PC)
17	1	K-HC0688-4	3/8" CAP HARDWARE KIT (4PC)
18	2	K-RP0616-4	3/8" X 1" ROLL PIN KIT (4PC)



ATTACH 2" BLACK PLASTIC PLUG, AND 1/2" BLACK PLASTIC, SEAT ARMS TO SUPPORT FOR SURF MT



ATTACH STL TABLE TOP TO STEP 1 ASSEMBLY



UPON TIGHTEN FIELD DRILL 3/8" Ø THRU HOLE AT THESE HOLE LOCATIONS FOR 3/8" X 1" ROLL PINS (BEFORE INSERTING ROLL PINS TOUCH UP HOLE W/ PAINT PROVIDED)