

LENGTH OPTIONS

- 6' BENCH
- 8' BENCH

NOTES

- 1.) ALL STL. MEMBERS COATED W/ ZINC RICH EPOXY THEN FINISHED W/ POLYESTER POWDER COATING.
- 2.) ALL WOOD MEMBERS TREATED W/ CLEAR PRESERVATIVE.
- 3.) 1/2" X 3 3/4" EXPANSION ANCHOR BOLTS PROVIDED.
- 4.) CUSTOM LETTERING AVAILABLE FOR RECESSED SIDE PANELS (TOTAL OF 37 SPACES).

CUSTOM LETTERING (37 SPACES) _____

WOOD OPTIONS

- 'C' & BTR. DOUGLAS FIR KD S4S EE
- IPE S4S EE
- OTHER _____



BENCH
PATENT D467-101

DATE DRAWN : 07/10/01
DRAWN BY : AWH
DATE REV. : 10/27/11
REV. BY : ESS

REV.
C

DRAWING
NUMBER

142 SERIES

SHEET
1 OF 2

PARTS LIST

ITEM	QTY	PART NO	DESCRIPTION
1	2	0-140-00-01	CAST IRON BENCH SUPPORT
2	1	0-57-00-03	CENTER CONTOUR STRAP
3	2	0-57-00-05	END CONTOUR STRAP
4	9	0-57-60-01	2" X 3" X 71" WOOD INT'R SLAT
5	2	0-57-60-02	2" X 3" X 71" WOOD EDGE SLAT
6	1	0-57-60-04	71 3/4" PIPE BRACE
7	6	1-12-065	1/2" X 2 1/2" FLT SKT HD CAP SCR
8	33	1-13-023	5/16" X 1 1/2" SS BTN SKT HD LAG
9	33	1-22-017	5/16" SS FLAT WASHER

KITS PROVIDED

ITEM	QTY	PART NO	DESCRIPTION
10	1	K-BL0524-33	5/16" LAG HARDWARE KIT (33PC)
11	1	K-FC0840-6	1/2" CAP HARDWARE KIT (6PC)
12	1	K-ANCO860-4	1/2" X 3 3/4" SS ANCHOR KIT (4PC)

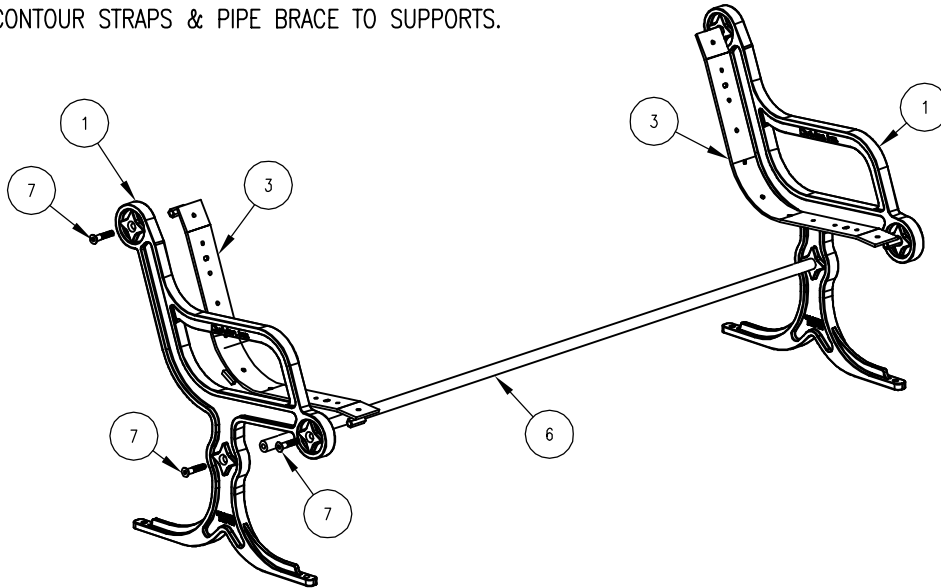
NOTES:

- 1.) DURING ASSEMBLY PROCEDURE; DO NOT COMPLETELY TIGHTEN HARDWARE.
- 2.) THE ACTUAL PARTS WILL NOT BE NUMBERED. NUMBERS ONLY APPLY TO DRAWING.
- 3.) UPON COMPLETION OF ASSEMBLY SQUARE ALL COMPONENTS THEN TIGHTEN ALL HARDWARE.
- 4.) MOUNT AND ANCHOR AS SPECIFIED.

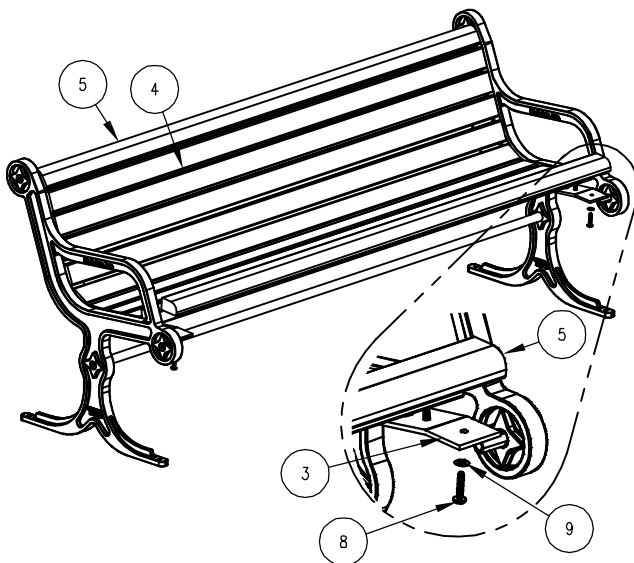
TOOLS REQ'D

- 3/4" WRENCH
- 1/4" ALLEN WRENCH
- 5/16" ALLEN WRENCH
- 1/2" MASONRY DRILL BIT
- DRILL

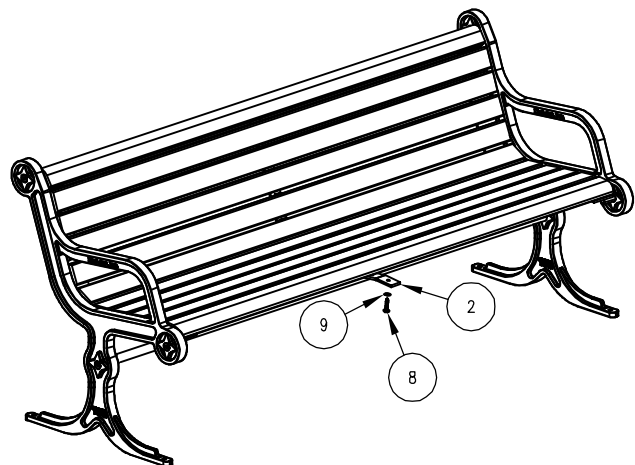
① ATTACH END CONTOUR STRAPS & PIPE BRACE TO SUPPORTS.



② ATTACH SLATS TO END CONTOUR STRAPS.



③ ATTACH CENTER CONTOUR STRAP TO SLATS.



PATENT D467-101



ASSEMBLY INSTRUCTIONS

DATE DRAWN : 07/10/01
 DRAWN BY : AWH
 DATE REV. : 12/15/08
 REV. BY : ESS

REV. B

DRAWING NUMBER

142 SERIES

SHEET 2 OF 2