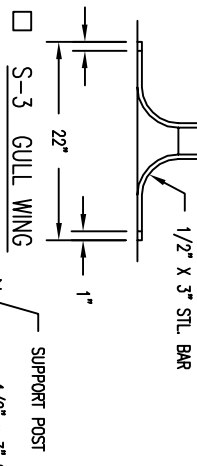
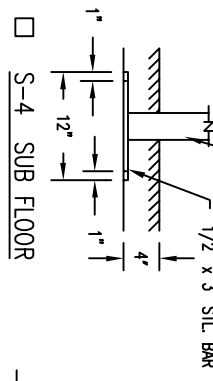


S-2 SURFACE

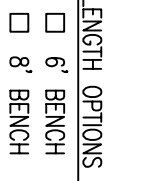


S-3 GULL WING



S-4 SUB FLOOR

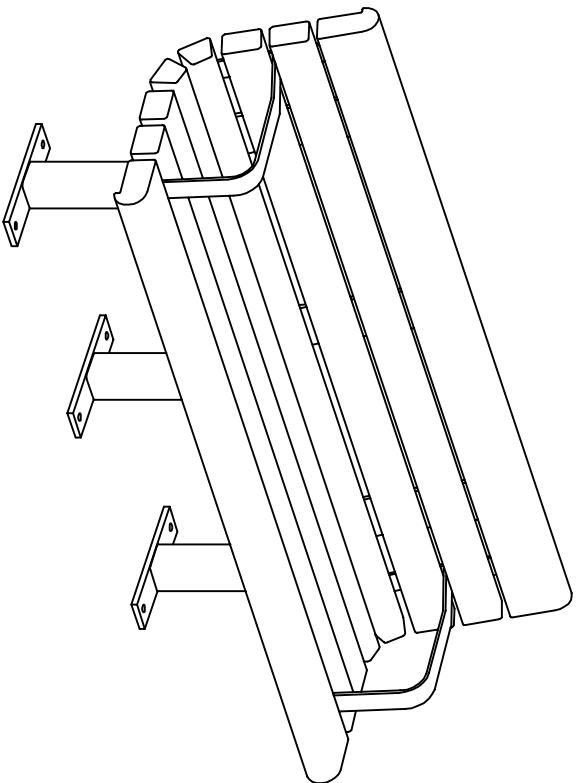
S-1 EMBEDMENT



- SLAT OPTIONS
- "CEDAR" RECYCLED PLASTIC
  - "GREY" RECYCLED PLASTIC
  - "REDWOOD" RECYCLED PLASTIC
  - "WALNUT" RECYCLED PLASTIC
  - OTHER \_\_\_\_\_

- LENGTH OPTIONS
- 6' BENCH
  - 8' BENCH

- NOTES
- 1.) ALL STL. MEMBERS COATED W/ ZINC RICH EPOXY THEN FINISHED W/ POLYESTER POWDER COATING.
  - 2.) 1/2" X 3 3/4" EXPANSION ANCHOR BOLTS PROVIDED FOR S-2, S-3 & S-4 OPTIONS.



BENCH

DATE DRAWN : 07/31/95	REV.
DRAWN BY : HD	A
DATE REV. : 02/08/10	
REV. BY : AMH	

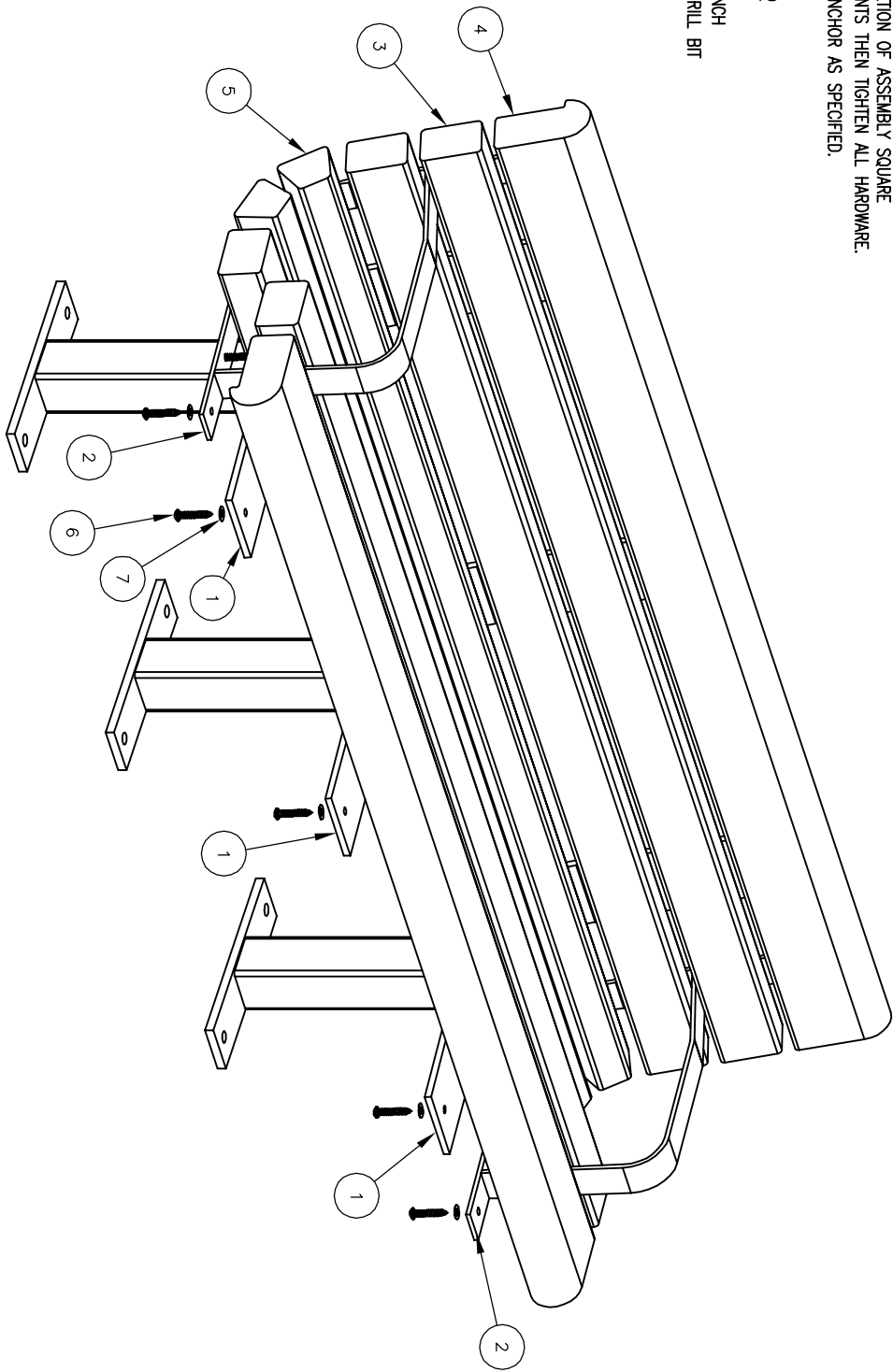
DRAWING NUMBER

88 SERIES PL 2AR

SHEET 1 OF 2

- NOTES:**
- 1.) DURING ASSEMBLY PROCEDURE: DO NOT COMPLETELY TIGHTEN HARDWARE.
  - 2.) THE ACTUAL PARTS WILL NOT BE NUMBERED. NUMBERS ONLY APPLY TO DRAWING.
  - 3.) UPON COMPLETION OF ASSEMBLY SQUARE ALL COMPONENTS THEN TIGHTEN ALL HARDWARE.
  - 4.) MOUNT AND ANCHOR AS SPECIFIED.

- TOOLS REQ'D**
- 3/4" WRENCH
  - 1/4" ALLEN WRENCH
  - 1/2" MASONRY DRILL BIT



1 ATTACH SLATS TO SUPPORTS, ATTACH ARMRESTS.

KITS PROVIDED FOR S-2

ITEM	QTY	PART NO	DESCRIPTION
8	2	K-ANCO860-3	1/2" X 3 3/4" SS ANCHOR KIT (3PCS)
9	1	K-BL0632-40	3/8" LAG HARDWARE KIT (40PC)

PARTS LIST FOR S-2

ITEM	QTY	PART NO	DESCRIPTION
1	3	0-88-00-01/S-2	BENCH SUPPORT FOR SURFACE MOUNT
2	2	0-88-00-05	CONTOUR STRAP W/ ARMREST
3	4	0-88-60PL-22	3" X 4" X 71" INTR SLAT, 2 ARMS, PLASTIC
4	2	0-88-60PL-23	71" EDGE SLAT, 2 ARMS, PLASTIC
5	2	0-88-60PL-24	71" TRAP SLAT, 2 ARMS, PLASTIC
6	40	1-13-016	3/8" X 2" SS BTN SKT HD LAG SCR
7	40	1-22-024	3/8" SS FLAT WASHER



ASSEMBLY INSTRUCTIONS

DATE DRAWN : 09/05/08  
 DRAWN BY : ESS  
 DATE REV. : 00/00/00  
 REV. BY : XXX

REV. A

DRAWING NUMBER 88 SERIES PL-2AR

SHEET 2 OF 2