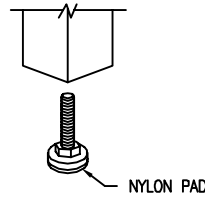
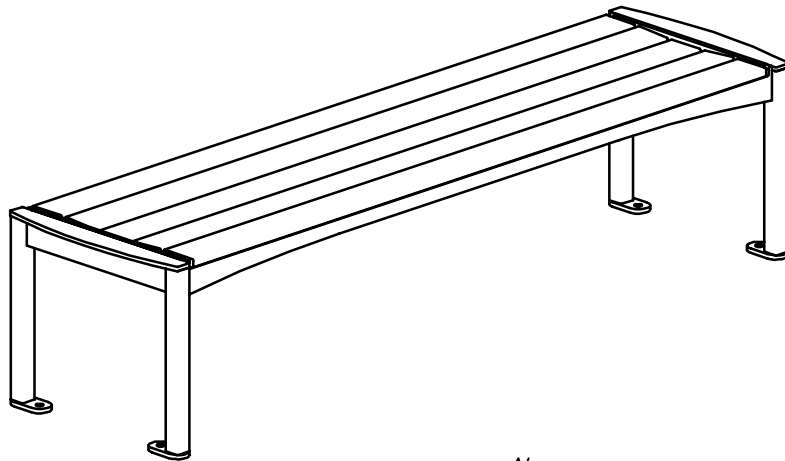
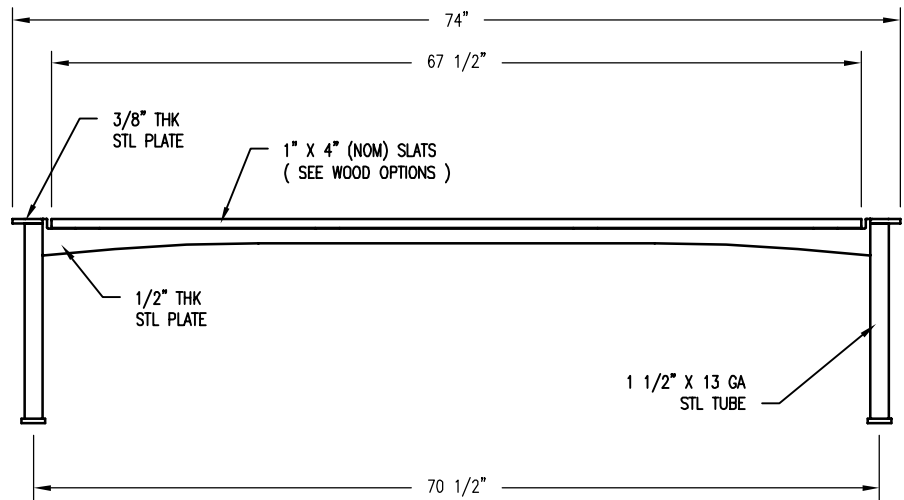
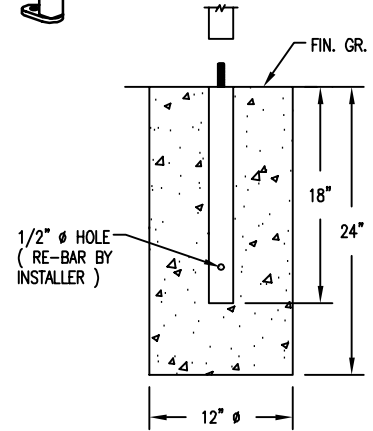


S-2 SURFACE



S-5 FREE STANDING



S-1 EMBEDMENT

**NOTES:**

- 1.) ALL STL. MEMBERS COATED W/ ZINC RICH EPOXY THEN FINISHED W/ POLYESTER POWDER COATING.
- 2.) 1/2" X 3 3/4" EXPANSION ANCHOR BOLTS PROVIDED FOR S-2.

**WOOD OPTIONS**

- 'C' & BTR. DOUGLAS FIR KD S4S EE
- IPE S4S EE
- OTHER \_\_\_\_\_



BENCH

DATE DRAWN : 11/2/15  
 DRAWN BY : JSB  
 DATE REV. : 00/00/00  
 REV. BY : XXX

REV.  
A

DRAWING  
NUMBER

501-60NA

SHEET  
1 OF 2

**NOTES:**

- 1.) DURING ASSEMBLY PROCEDURE;  
DO NOT COMPLETELY TIGHTEN HARDWARE.
- 2.) THE ACTUAL PARTS WILL NOT BE NUMBERED.  
NUMBERS ONLY APPLY TO DRAWING.
- 3.) UPON COMPLETION OF ASSEMBLY SQUARE  
ALL COMPONENTS THEN TIGHTEN ALL HARDWARE.
- 4.) MOUNT AND ANCHOR AS SPECIFIED.

**TOOLS REQ'D**

- 3/4" WRENCH
- 5/16" NUT DRIVER OR FLAT HEAD DRILL BIT
- 5/16" ALLEN WRENCH
- 1/2" MASONRY DRILL BIT
- DRILL

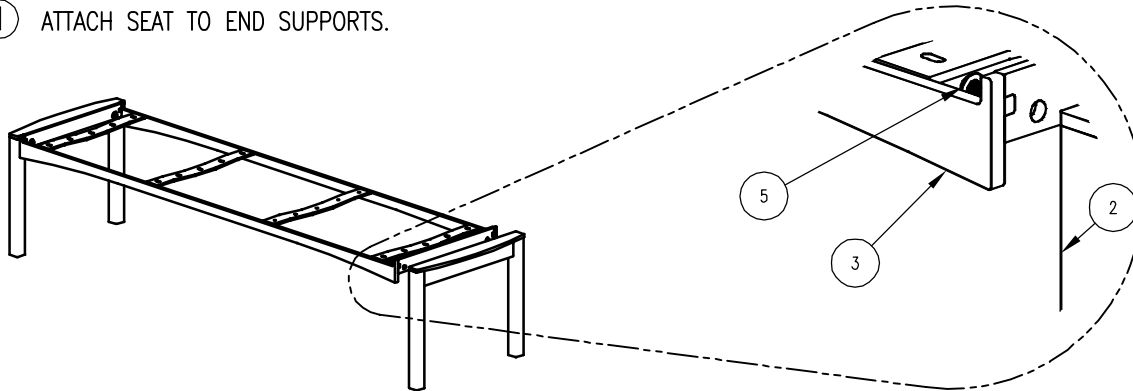
**PARTS LIST**

ITEM	QTY	PART NO	DESCRIPTION
1	5	0-500-60-04	1" X 4" X 67 1/2" SLAT, WOOD
2	2	0-501-00-01NA	STL BKLS END SUPPORT, NO ARMS
3	1	0-501-60-02	6' STL BKLS SEAT
4	4	0-502-00-06/S-2	SURFACE MOUNT FOOT PAD
5	4	1-12-056	1/2" X 1" SS BTN SKT HD CAP SCR
6	20	1-16-023	#14 X 7/8 SS HX WASH HD 'A' SLTD WD SCREW

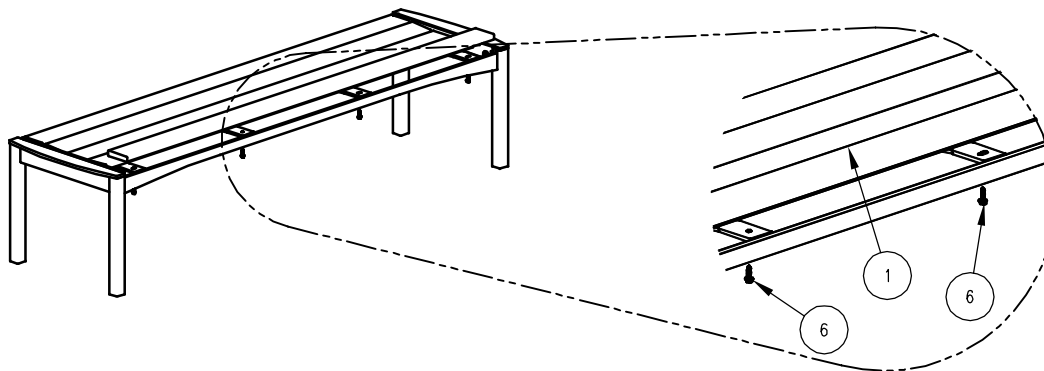
**KITS PROVIDED FOR S-2**

ITEM	QTY	PART NO	DESCRIPTION
7	1	K-ANCO860-4	1/2" X 3 3/4" SS ANCHOR KIT (4PC)
8	1	K-BCO816-4	1/2" CAP HARDWARE KIT (4PC)
10	1	K-WS1414-20	#14 HEX HD WASH WOOD SCR ( 20PC )

**1** ATTACH SEAT TO END SUPPORTS.



**2** ATTACH SLATS TO STEP 1.



**3** ATTACH SURFACE MOUNT FOOT TO STEP 2.

