


WOOD OPTIONS

- IPE S4S EE
- OTHER _____

NOTES:

- 1.) ALL STL. MEMBERS COATED W/ ZINC RICH EPOXY THEN FINISHED W/ POLYESTER POWDER COATING.
- 2.) 1/2" X 2 1/2" NYLON GLIDES AND 1/2" X 5 1/2" EXPANSION ANCHOR BOLTS PROVIDED.



TABLE

DATE DRAWN :11/13/17
 DRAWN BY : JSB
 DATE REV. :
 REV. BY :

REV.
A

DRAWING NUMBER

294-50

SHEET
1 OF 2

NOTE:

- 1.) DURING ASSEMBLY PROCEDURE;
DO NOT COMPLETELY TIGHTEN HARDWARE.
- 2.) THE ACTUAL PARTS WILL NOT BE NUMBERED.
NUMBERS ONLY APPLY TO DRAWING.
- 3.) UPON COMPLETION OF ASSEMBLY SQUARE
ALL COMPONENTS THEN TIGHTEN ALL HARDWARE.
- 4.) MOUNT AND ANCHOR AS SPECIFIED.

TOOLS REQ'D

- 3/4" WRENCH
- 9/16" WRENCH
- 1/2" WRENCH
- 1/2" MASONRY DRILL BIT
- DRILL

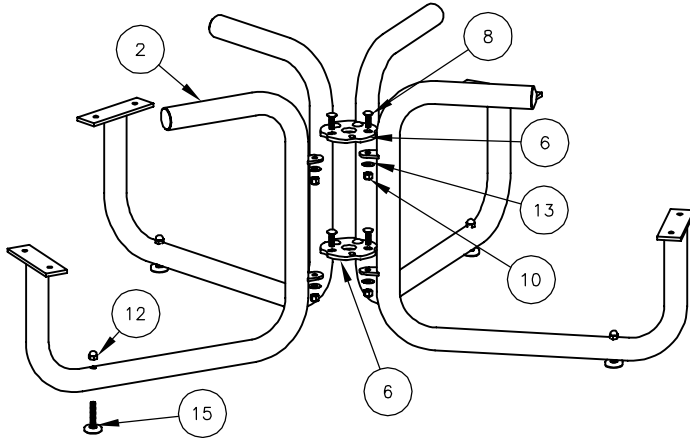
PARTS LIST

ITEM	QTY	PART NO	DESCRIPTION
1	5	0-101-00-05	PIPE CLAMP (101)
2	5	0-294-00-01	SUPPORT FRAME / 1-SEAT
3	5	0-294-00-03	STL SEAT FRAME FOR WOOD - ALL WELDED
4	40	0-294-00-04	15 1/4" SEAT SLAT, WOOD
5	1	0-294-50-05	TABLE TOP FOR 5 SEATS
6	2	0-294-50-07	STL BOLTING PLATE FOR 5 LEGS
7	10	1-11-032	5/16" X 1" SS CGE BOLT
8	20	1-11-042	1/2" X 1 1/2" SS CGE BOLT
9	80	1-16-023	#14 X 7/8 SS HX WASH HD 'A' SLTD WD SCREW
10	20	1-20-015	1/2" SS NYLON LOCKNUT
11	10	1-20-016	5/16" SS NYLON LOCKNUT
12	5	1-21-019	1/2" SS HEX ACORN NUT
13	20	1-22-015	1/2" SS FLAT WASHER
14	10	1-22-017	5/16" SS FLAT WASHER
15	5	5-48-077	1/2" X 2 1/2" GLIDE

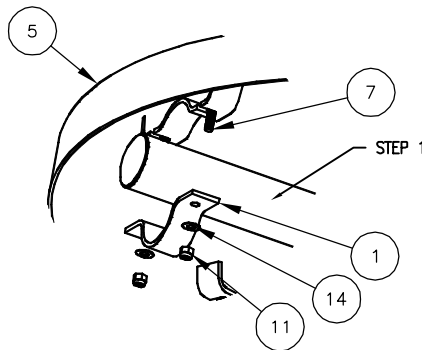
KITS PROVIDED

ITEM	QTY	PART NO	DESCRIPTION
16	1	K-ANC0888-4	1/2" X 5 1/2" SS ANCH KIT (4PCS)
17	1	K-CG0516-10L	5/16" CGE BOLT HARDWARE KIT (10PC)
18	5	K-CG0824-4L	1/2" CGE BOLT HARDWARE KIT (4)
19	1	K-GLO840-5A	1/2" X 2 1/2" GLIDE KIT W/ ACORN NUT (5PC)
20	5	K-WS1414-16	#14 HEX HD WASH WOOD SCR (16PC)

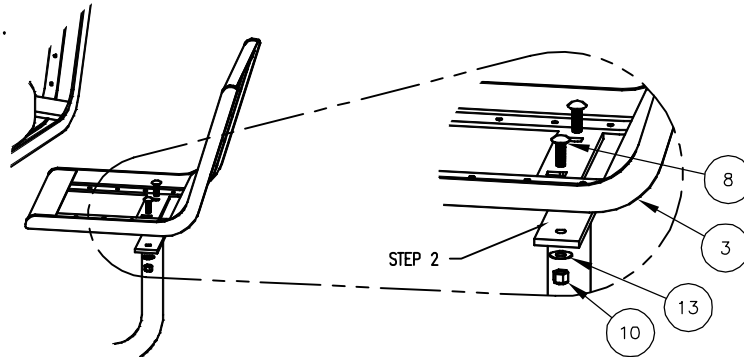
① ATTACH FRAMES TOGETHER. ATTACH GLIDES, UNLESS ANCHORING.



② ATTACH TABLE TOP TO STEP 1.



③ ATTACH SEAT FRAMES TO STEP 2.



④ ATTACH SEAT SLATS TO STEP 3.

NOTE:
IF DESIRED, USE SUPPLIED TOUCH UP PAINT
TO COAT VISIBLE WOOD FASTENER HEADS.

