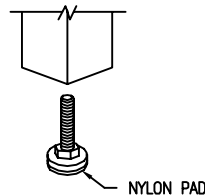
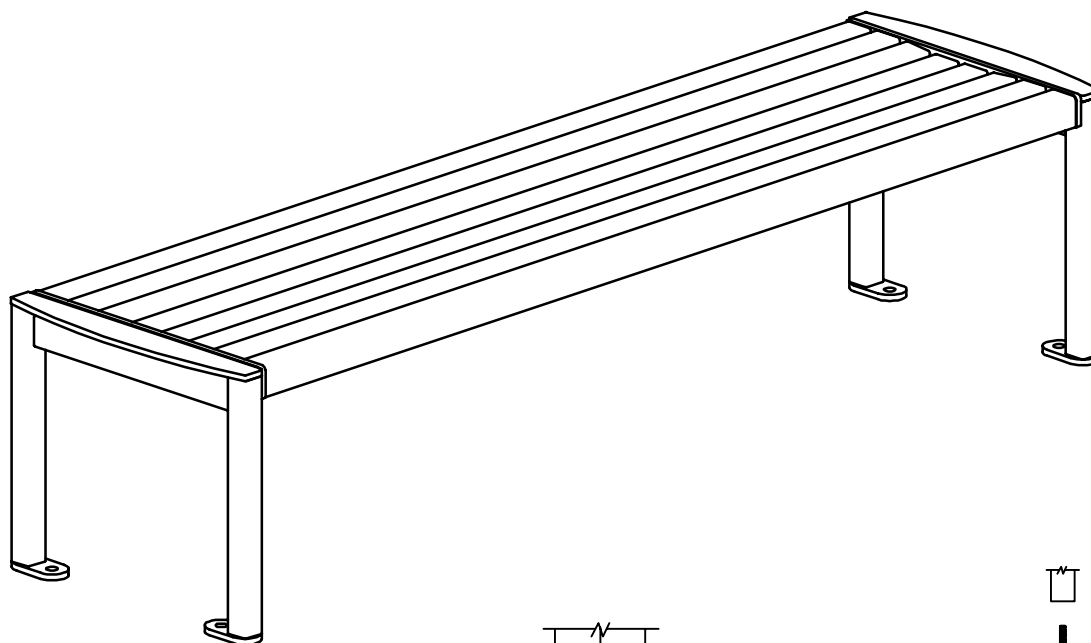
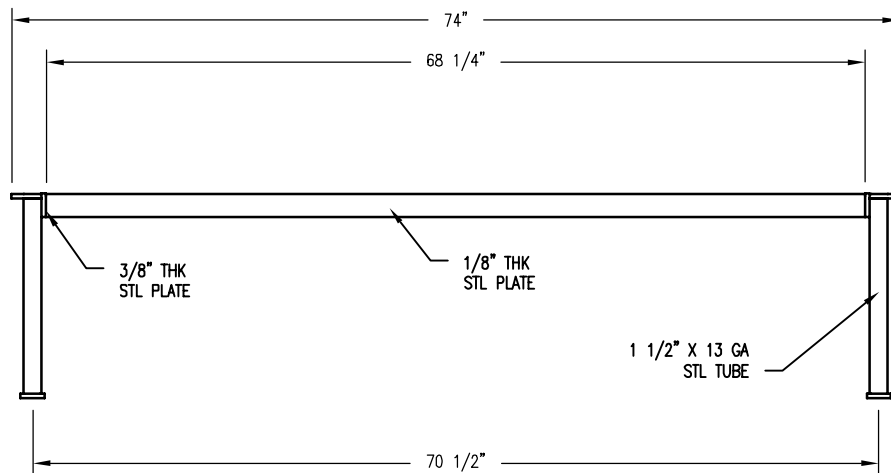
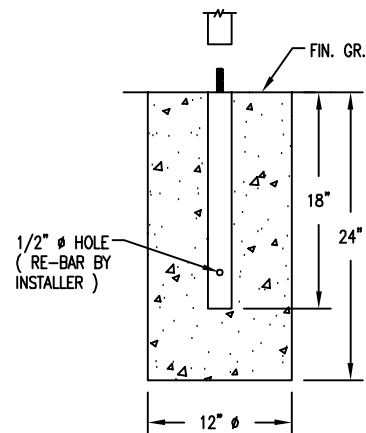


S-2 SURFACE



S-5 FREE STANDING



S-1 EMBEDMENT

NOTES:

- 1.) ALL STL. MEMBERS COATED W/ ZINC RICH EPOXY THEN FINISHED W/ POLYESTER POWDER COATING.
- 2.) 1/2" X 3 3/4" EXPANSION ANCHOR BOLTS PROVIDED FOR S-2.

PARTS LIST FOR S-2

ITEM	QTY	PART NO	DESCRIPTION
1	2	0-501-00-01NA	STL BKLS END SUPPORT, NO ARMS
2	1	0-501-60HS-02	6' STL BKLS SEAT, HORIZONTAL STRAPS
3	4	0-502-00-06/S-2	SURFACE MOUNT FOOT PAD
4	4	1-12-056	1/2" X 1" SS BTN SKT HD CAP SCR

KITS PROVIDED FOR S-2

ITEM	QTY	PART NO	DESCRIPTION
5	1	K-ANCO860-4	1/2" X 3 3/4" SS ANCHOR KIT (4PC)
6	1	K-BC0816-4	1/2" CAP HARDWARE KIT (4PC)

NOTES:

- 1.) DURING ASSEMBLY PROCEDURE;
DO NOT COMPLETELY TIGHTEN HARDWARE.
- 2.) THE ACTUAL PARTS WILL NOT BE NUMBERED.
NUMBERS ONLY APPLY TO DRAWING.
- 3.) UPON COMPLETION OF ASSEMBLY SQUARE
ALL COMPONENTS THEN TIGHTEN ALL HARDWARE.
- 4.) MOUNT AND ANCHOR AS SPECIFIED.

TOOLS REQ'D

- 3/4" WRENCH
- 5/16" ALLEN WRENCH
- 1/2" MASONRY DRILL BIT
DRILL

① ATTACH SURFACE MOUNT FOOT PADS.

② ATTACH SEAT TO END SUPPORTS.

